


KÄRCHER

makes a difference



*Shown with optional overhead guard



SCRUB AND SWEEP AT THE SAME TIME.



Double your productivity with this full-size, highly-productive sweeper and scrubber combo.

PROFESSIONAL | B 300 R | LPG OR DIESEL

It's about time.

Every aspect of the Kärcher B 300 R I was designed to save you time and money. This machine achieves an astronomical 178,144 ft²/hr cleaning performance. Scrub while you sweep with this dual-purpose industrial cleaner. Enjoy the practicality of the 59-inch maximum dump height of the large 47.5-gallon debris container. Pivotal side-brushes ensure you clean close to the edge every time. To ensure you get a quick return on your investment we built the B 300 with a best-in-class 69-inch working width.

Count on the heavy-duty steel frame and the Kubota LPG or diesel engine to provide power and reliability for years to come. Never lose sight of where you are going with the commanding view from the driver's seat of the B 300.



1 Extremely productive

- Scrub and sweep with one machine at the same time
- Best-in-class productivity with a class-leading width of 69 inches
- Get up to 178,144 ft²/hr with this time saving model

2 Easy to use

- Hydraulic high-dump disposal feature is productive and practical
- Good visibility from unobstructed driving position
- Close to the edge cleaning at both sides with pivotable side brushes / scrub deck
- Simple, yet robust controls

3 Heavy-duty construction

- Massive heavy-duty steel frame

4 Designed for the real world

- Unlimited runtime with LPG or diesel fuel
- LPG or diesel driven combustion engine for power and reliability
- Kubota engines for efficient and powerful use

Technical data and equipment.



B 300 R I LPG



B 300 R I DIESEL

TECHNICAL SPECIFICATIONS

Weight	lbs	3,913	3,858
Length	in	94.5	94.5
Width-frame	in	60.6	60.6
Height	in	69.3	69.3
Height with overhead guard	in	80-84	80-84
Engine (four cylinder)	hp	48	34
Solution tank size	gal	79.25	79.25
Recovery tank size	gal	79.25	79.25
Debris hopper size	gal	47.5	47.5
Main scrub brush width	in	41.1	41.1
Squeegee width	in	56.7	56.7
Cleaning width with two side brushes	in	69.1	69.1
Cleaning width with one side brush	in	55.1	55.1
Dumping height-debris bin	in	59	59
Minimum aisle turn	in	124	124
Max. driving speed-transport	mph	7.5	7.5
Max. driving speed-scrubbing	mph	6.65	6.65
Max. climbing ability-transport	%	16	16
Max. climbing ability-scrubbing	%	14	14
Operational run time w/32-lb. LPG tank	hours	5	5
Sound level	dba	87-103	92-103
Theoretical / practical productivity	ft²/hr	178,144 / 115,800	178,144 / 115,800
Fuel tank size		33 lb LPG tank	30-liter fuel capacity

EQUIPMENT

Order No.	Description
9.841-430.0	B 300 R I LPG sweeper-scrubber, with right scrub deck, working lights, warning beacon
9.841-431.0	B 300 R I LPG sweeper-scrubber, with right scrub deck, working lights, warning beacon, left sweep brush
9.841-432.0	B 300 R I LPG sweeper-scrubber, with right scrub deck, working lights, warning beacon, left sweep brush, tall overhead guard
9.841-433.0	B 300 R I LPG sweeper-scrubber, with right scrub deck, working lights, warning beacon, tall overhead guard
9.841-459.0	B 300 R I Diesel sweeper-scrubber, with right scrub deck, working lights, warning beacon
9.841-460.0	B 300 R I Diesel sweeper-scrubber, with right scrub deck, working lights, warning beacon, left sweep brush
9.841-461.0	B 300 R I Diesel sweeper-scrubber with right scrub deck, working lights, warning beacon, left sweep brush, tall overhead guard
9.841-462.0	B 300 R I Diesel sweeper-scrubber with right scrub deck, working lights, warning beacon, tall overhead guard

ACCESSORIES

Order No.	Description
■ 6.680-368.0	Main roller brush, medium hardness, 41-inches-two required
■ 6.680-338.0	Disc scrub brush, regular-for side scrub deck
■ 6.680-410.0	Front wheel complete assembly, standard (yellow)
■ 6.680-376.0	Rear wheel, complete (1)-two required
■ 6.680-372.0	Squeegee set, standard-rubber
■ 6.680-220.0	Main scrub deck-side squeegees (red)
■ 6.680-362.0	Main scrub deck-rear dust rubber
■ 6.680-371.0	Squeegee for side scrub deck
■ 6.680-374.0	Dust filter cartridge-polyurethane
■ 6.680-534.0	Recovery tank panel filter-polyurethane
■ 8.640-208.0	Seat belt
□ 6.680-369.0	Main roller brush, very hard, 41-inch-two required
□ 6.680-335.0	Side sweep brush, regular
□ 6.680-336.0	Side sweep brush, hard-with steel bristles
□ 6.680-339.0	Disc scrub brush, hard-for side scrub deck
□ 8.638-549.0	Left side scrub deck kit (factory install only)
□ 8.638-550.0	Overhead guard-4-inches lower height than "tall" design (factory install only)
□ 6.680-377.0	Front wheel and rim only, super grip tire
□ 6.680-373.0	Squeegee set, polyurethane
□ 6.680-370.0	Main scrub deck-side squeegees (polyurethane)

■ Included □ Optional



MidAtlantic.US
(888) 383-LIFT