


Sweepers

1404



IPC Eagle


58" Vacuum Sweeper

Great Productivity



NDC (No Debris in Curve)
Automatic brush movement while turning to eliminate debris passing between the side brush and the main brush

PATENTED



Large hopper capacity



Large sweeping path



High Performance



SLS (Self Levelling System) automatic main brush pressure control

PATENTED



Dust micro filtration



Dust flap for large debris collection



Pre-programmed working settings



Adjustable side brush rpm

Durability



Heavy duty chassis in fully coated steel



Maximum protection against impact

Ergonomics, User Friendly



Easy to use control panel



Great working visibility



Effective discharge system due to separate controls for hopper raise and tilting



Automatic stop (by pedal release) in working mode



Maximum distance from discharge point and operator


Low Maintenance Costs



Main brush replacement without tools



Dust filter replacement without tools




Self cleaning filter system



Automatic main brush lift in reverse



Sweepers 1404



PATENTED


SLS (Self Levelling System) automatic brush pressure control

System that adapts immediately the brush due to a special shock absorber. The actuator moves only in case brush adapting requirements are higher.

The system allows the brush:

- to immediately and constantly follow all types of surfaces
- to self adjust brush pressure until the brush is completely worn out.

No need to check brush wear as brush replacement is indicated automatically on control panel display.



PATENTED

2 Self cleaning filter system

The filters are periodically cleaned automatically without interrupting the sweeping mode.



PATENTED



NDC (No Debris in Curve) Automatic brush movement while turning

- When turning the side brush moves inwards automatically.
- The system avoids uncollected debris between the side brush and the main brush.

Technical data		1404 E
Max working width	Inches/mm	58"/1450mm
Main brush width	Inches/mm	32"/800mm
Productivity (at max speed)	Ft ² /m ² /h	109,300 Ft ² /10,150 m ² /h
Dirt container volume	Gal/l	40 Gal/150 l
Max dumping height	Inches/mm	56"/1430 mm
Power supply		Battery 24V
Filter surface	Ft ² /m ²	65 Ft ² /6 m ²
Electric filter shaker		Automatic
Max speed	Mph/Km/h	5 Mph/7 Km/h
Weight (net)	Lbs/Kg	1,025 Lbs/465 Kg
Dimensions (LxWxH)	Inches/mm	63"x43"x51" 1600mm x1080mm x1280mm
Noise Level	dB	63 dB



Pre-programmed working settings

Three independent programs allow best settings for all types of applications. Filter shaker can be operated at any time. Each program can be fully personalized.



IPC Eagle

2955 Lone Oak Drive • Eagan, MN 55121
651.686.5399 • Fax 651.686.5695 • 800.486.2775
www.ipceagle.com

IPC Eagle Corporation Sales and Service Provided By: